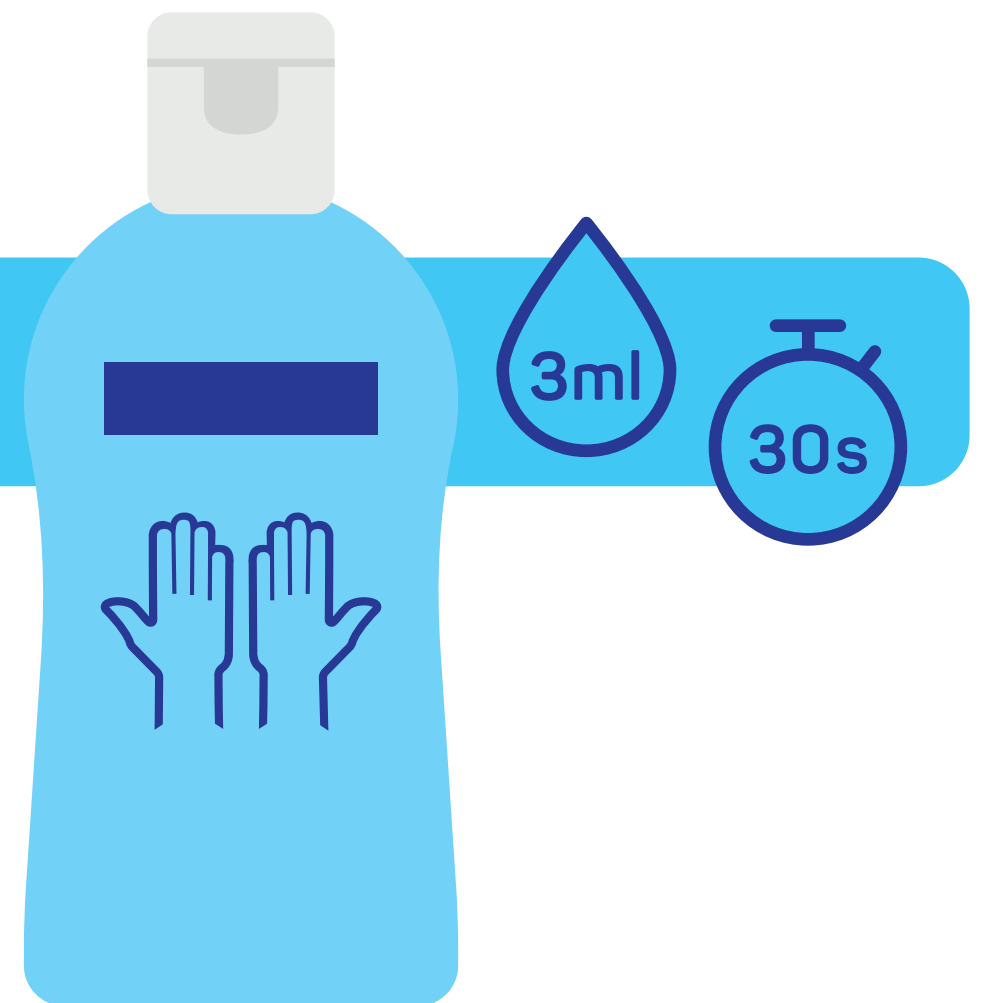


# Hygiene during dialysis

## Hygienic hand disinfection

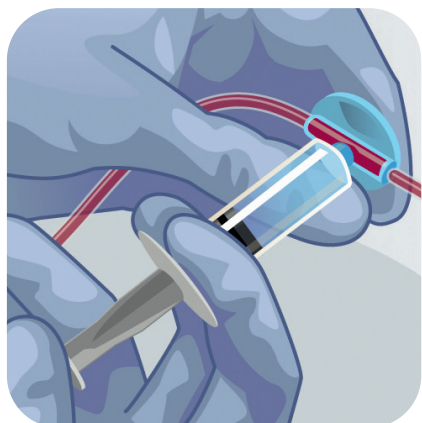
- BEFORE** patient contact
- BEFORE** aseptic tasks
- AFTER** contact with potentially infectious materials
- AFTER** patient contact
- AFTER** contact with the immediate patient environment



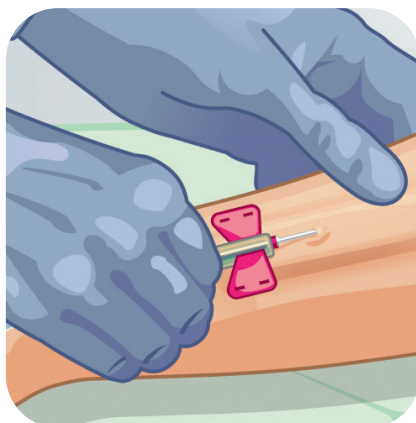
### Examples of aseptic tasks



Preparing i.v. medication/infusions



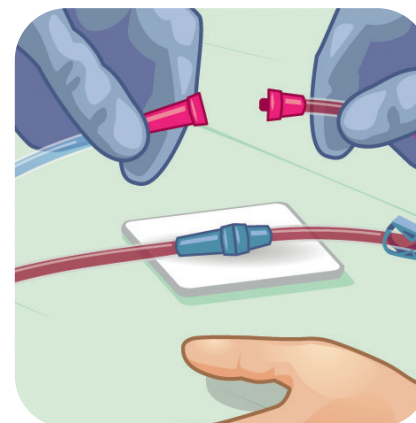
Injecting i.v. medication



Punctures



Connecting/disconnecting the patient



Handling shunt/catheter/tubing system



Changing dressings

## Surface disinfection

- BEFORE** starting dialysis
- BEFORE** preparing medications
- BEFORE** catering
- AFTER** catering
- AFTER** visible contamination
- AFTER** ending dialysis



Ensure complete wetting of surfaces. Follow contact times!



Visible contamination of work and contact surfaces



Wipe disinfection of work surfaces and all contact surfaces



Preparation of i.v. medication/infusions



Catering for patients

Before each indication and for every new patient: **disinfect your hands and don gloves, when necessary!\***

Follow guidance on **patient-related glove use.**